



# 2020 FALL CLASSIC

Oct 17-18

## 2 DAY MEDAL PLAY RESULTS

		1	2	3	4	5	6	7	8	9	10	11	12	13	14	15	16	17	18	Gross	Hcp	Net	2-Day Net	PAYOUT AMOUNT				
Cowan Creek		4	3	5	4	3	4	4	4	5	3	4	5	4	4	4	3	5	5	72								
	G/G	9	15	3	11	17	1	7	13	5	16	12	4	10	2	14	18	8	8									
Legacy Hills	R	11	17	3	9	15	1	7	13	5	16	10	4	14	2	12	18	8	8									
	G/G	13	7	5	17	1	9	3	15	11	6	8	18	10	12	2	14	16	16									
	R	13	9	5	17	1	11	3	15	7	6	8	18	14	12	2	10	16	16									

### 1st FLIGHT

Ray, John	5 4 6 4 3 5 5 4 5 3 4 5 5 4 6 3 4 4	79 5 74	144	\$225.00
Butler, Kevin	6 5 4 4 3 6 4 3 5 3 4 5 5 3 4 3 4 5	76 5 71	145	\$155.00
Owens, Dan	5 4 5 4 3 7 4 4 4 3 3 4 5 5 4 3 8 4	79 7 72	145	\$155.00
Rudi, Erik	4 3 5 4 3 5 4 5 4 5 4 4 5 5 4 4 3 4 4	75 3 72	146	\$100.00
Nunez, Eddie	4 4 6 2 5 5 6 3 4 5 4 5 4 5 4 5 3 4 4	77 3 74		
Mischnick, Kevin	4 3 5 4 4 4 3 5 6 2 6 7 4 5 4 3 5 4	78 6 72	153	
Reid, Chris	7 3 5 4 3 7 6 4 6 3 4 5 4 4 4 3 5 3	80 4 76	153	
Kendrick, Brad	5 3 5 4 4 4 4 4 5 3 5 7 4 4 5 3 5 5	79 6 73	159	

### 2nd FLIGHT

Bevil, Brad	4 4 4 4 4 5 5 5 4 3 4 5 4 3 5 4 4 6	77 9 68	142	\$225.00
Spigarelli, Rick	4 4 4 5 4 5 4 5 5 3 5 5 4 6 5 3 5 4	80 8 72	148	\$175.00
Winkelmann, Chad	5 4 8 4 3 5 4 3 7 3 3 5 4 3 5 4 7 5	82 8 74	150	\$135.00
Bala, Bill	4 3 4 4 4 4 5 5 7 4 5 5 6 5 5 3 5 5	83 10 73	151	\$100.00
Gottemukkala, Chakri	3 4 6 4 4 4 5 4 4 4 5 6 6 3 5 4 6 5	82 8 74	152	
Ju, AJ	5 4 6 5 4 5 5 6 5 4 4 7 5 4 5 4 5 5	88 10 78	152	
Morales, Juan	5 5 5 4 4 6 3 5 5 4 5 9 6 4 4 4 6 4	88 10 78	156	

### 3rd FLIGHT

Thomas, Bill	4 3 5 5 4 5 5 5 5 4 5 4 4 5 4 5 5	82 12 70	141	\$225.00
Cole, Paul	4 3 5 6 4 5 4 6 5 4 4 4 3 4 4 4 5 6	80 11 69	151	\$175.00
Relic, John	4 3 5 5 3 5 5 5 4 4 5 7 4 6 6 4 5 4	84 12 72	152	\$135.00
Shofner, Walt	5 4 6 4 4 5 6 8 6 3 4 5 5 4 6 4 5 7	91 12 79	161	\$100.00
Kinney, Jason	4 6 7 7 4 6 4 5 7 4 5 6 5 6 6 3 9 4	98 11 87	168	

### 4th FLIGHT

Guzaldo, Anthony	5 3 5 4 4 5 4 5 6 4 3 5 5 4 4 4 5 5	80 15 65	140	\$225.00																	
Anthony Guzaldo (37) wins Legacy Hills Back 9 Net Scorecard Playoff over Chad Crawford (41)																					
Crawford, Chad	5 4 5 4 3 6 4 5 5 4 4 6 5 5 4 2 6 5	82 15 67	140	\$175.00																	
Nardecchia, David	4 4 5 4 4 5 4 5 5 4 5 5 7 4 5 3 6 4	83 14 69	142	\$135.00																	
Brown, Alex	5 4 5 5 3 5 7 5 5 4 5 5 5 5 3 7 5	88 15 73	143	\$100.00																	
Wacker, Karl	5 3 6 5 4 6 5 5 4 4 7 6 5 6 4 4 6 4	89 13 76	148																		
Podres, Scott	4 3 6 5 3 4 5 3 7 4 5 6 5 9 6 3 5 4	87 14 73	153																		
Leonard, Steven	4 3 5 4 4 5 6 4 7 4 5 5 6 8 4 3 5 5	87 13 74	157																		

### 5th FLIGHT

McCarty, Paul	5 3 6 4 4 7 5 6 4 3 6 6 5 5 4 3 6 6	88 16 72	143	\$225.00
Alderman, Tod	6 3 6 6 3 5 5 5 6 4 6 5 5 4 4 3 6 5	87 16 71	144	\$155.00
Johnson, Doug	3 4 7 4 4 5 7 5 5 4 5 6 6 4 4 4 6 4	87 20 67	144	\$155.00
Fitzpatrick, Mike	5 3 4 5 2 5 5 5 5 4 6 6 6 4 4 4 8 4	85 15 70	146	\$100.00
Ryther, Mike	6 4 6 5 3 6 4 5 5 3 6 5 6 7 4 5 5 5	90 15 75	148	
Minevitz, Ned	5 4 6 5 4 5 4 6 5 4 5 6 8 5 4 4 5 4	89 16 73	150	
Stevens, Gary	5 4 7 7 5 6 5 4 5 8 4 5 6 5 5 4 6 4	95 18 77	157	
Lauron, Darren	6 3 6 5 4 6 6 7 4 6 5 9 6 4 5 4 6 5	97 19 78	159	

### 6th FLIGHT

Cowan, John	6 3 6 6 5 5 5 4 5 4 6 5 6 5 5 4 5 6	91 21 70	143	\$225.00
-------------	-------------------------------------	----------	-----	----------

<b>Cervantes, John</b>	4 5 7 5 6 5 6 3 4 6 5 4 6 5 7 5 5 6	94 21 73	173	\$225.00
Holland, Anthony	5 4 7 7 4 6 5 7 6 4 5 8 7 8 5 4 7 5 4 5 11 3 5 5 5 5 5 5 4 3 5 6 9 5 7 6	104 28 76 98 28 70	146	\$175.00
Shaff, Tracy	6 4 7 4 4 5 4 5 6 4 7 6 6 7 5 4 7 5 4 5 7 3 6 6 6 4 5 6 4 3 4 5 7 4 6 7	96 20 76 92 21 71	147	\$78.00
Shaff, Wade	6 4 5 5 4 6 5 6 6 4 6 8 6 5 7 4 5 4 5 5 5 4 7 4 6 4 7 5 4 4 5 6 6 3 6 6	96 20 76 92 21 71	147	\$78.00
Vayo, John	5 4 5 6 2 5 6 5 7 3 6 6 6 6 5 4 7 6 5 5 6 4 6 6 6 4 6 6 5 3 6 5 7 4 5 5	94 20 74 94 21 73	147	\$78.00
Yoo, Kevin	6 4 6 7 3 6 7 7 6 4 5 9 5 4 6 4 6 7 9 6 6 4 6 8 5 4 4 9 5 7 6 5 8 5 6 7	102 32 70 110 32 78	148	
Schwind, Scott	5 3 6 8 4 5 6 6 7 3 5 6 5 5 5 4 6 5 7 6 7 4 6 5 6 5 6 8 6 3 6 9 6 6 5 8	94 20 74 109 21 88	162	
Robello, Michael	4 3 6 6 4 7 5 7 9 4 7 7 6 4 8 4 6 5 5 6 10 3 7 5 6 7 4 4 7 4 5 6 6 5 5 9	102 20 82 104 21 83	165	

**LAME DUCK FLIGHT**

<b>Barnes, Steve</b>	4 4 5 5 4 5 4 5 7 4 6 6 6 5 5 4 4 5 4 5 5 3 5 5 5 6 4 5 6 4 4 4 4 3 4 6	88 14 74 82 14 68	68	\$100.00
Duncan, Jason	5 4 4 6 4 8 4 5 5 5 4 7 4 4 5 3 5 6 5 4 3 5 6 4 5 3 5 4 3 5 5 5 5 6 5 4	88 9 79 82 9 73	73	\$75.00
Preece, Scott	5 3 5 6 4 5 4 5 5 4 5 8 8 4 6 3 7 7 5 4 6 3 6 6 4 4 4 5 7 3 5 5 6 3 6 5	94 13 81 87 13 74	74	\$50.00
Gowin, Allen	5 4 5 5 4 5 7 5 7 6 6 7 9 6 7 4 5 5 6 6 8 5 4 5 7 3 5 4 5 4 6 6 4 5 5 6	102 12 90 94 12 82	82	\$25.00

**TRASH & TEAM COMPETITION ONLY**

Quick, Gary	4 2 6 4 3 6 4 5 8 3 4 8 4 4 4 4 7 5 5 7 7 4 4 6 5 3 4 6 4 3 5 5 4 4 6	85 21 64 87 22 65	129
Taufu, Lili	4 3 5 4 4 5 4 5 5 5 6 7 4 4 5 2 7 7 5 5 7 3 5 7 5 3 5 5 4 3 5 5 7 3 5 8	86 17 69 90 16 74	143
Compton, Tony	5 4 4 5 4 7 7 4 4 3 5 8 5 5 7 5 5 5 5 5 5 3 5 4 5 3 5 5 5 4 5 4 6 2 5 5	92 14 78 81 14 67	145
Sweeney, Tim	5 3 4 4 3 6 5 7 5 2 7 5 5 4 3 3 5 5 4 4 6 3 5 5 5 4 5 6 4 5 4 5 4 5 5	81 9 72 84 9 75	147
Strong, Robert	4 3 5 5 4 5 4 4 4 3 4 6 5 5 6 3 5 7 4 6 6 3 6 6 5 4 4 5 6 3 5 5 7 4 6 7	82 10 72 92 11 81	153
Groover, Jordan	4 4 6 5 4 5 5 6 5 4 4 5 4 4 3 6 7 4 5 6 6 4 6 7 5 5 4 7 6 5 5 6 7 5 7 6	85 10 75 102 11 91	166

**2-DAY TRASH COMPETITION**

**SATURDAY**

**1st Trash Flight | 2nd Trash Flight**

**CLOSE-TO-PIN @ \$50.00**

**#2 Scott Preece | #5 John Vayo**  
**#10 Tim Sweeney | #16 Lili Taufu**

**LONG DRIVE @ \$50.00**

**#3 Robert Strong | #9 Anthony Guzaldo**

**LOW GROSS @ \$100.00**

**Erik Rudi 75**

**SKINS & DEUCES COMPETITION**

<b>1st Trash Flight</b>	<b>Skin Only</b>	<b>Deuce Only</b>	<b>Skin &amp; Deuce</b>	<b>Amount</b>
Bala, Bill	4 3 4 4 4 4 5 5 7 4 5 5 6 5 5 3 5 5			
Bevil, Brad	4 4 4 4 4 5 5 5 4 3 4 5 4 3 5 4 4 6			
Butler, Kevin	6 5 4 4 3 6 4 3 5 3 4 5 5 3 4 3 4 5			
Cole, Paul	4 3 5 6 4 5 4 6 5 4 4 4 3 4 4 4 5 6		3	\$43.00
Duncan, Jason	5 4 4 6 4 8 4 5 5 5 4 7 4 4 5 3 5 6			
Gottmukkala, Chakri	3 4 6 4 4 4 5 4 4 4 5 6 6 3 5 4 6 5			\$43.00
Gowin, Allen	5 4 5 5 4 5 7 5 7 6 6 7 9 6 7 4 5 5			
Groover, Jordan	4 4 6 5 4 5 5 6 5 4 4 5 4 4 3 6 7 4			
Ju, AJ	5 4 6 5 4 5 5 6 5 4 4 7 5 4 5 4 5 5			
Kendrick, Brad	5 3 5 4 4 4 4 4 5 3 5 7 4 4 5 3 5 5			
Kinney, Jason	4 6 7 7 4 6 4 5 7 4 5 6 5 6 6 3 9 4			
Mischnick, Kevin	4 3 5 4 4 4 3 5 6 2 6 7 4 5 4 3 5 4		2	\$65.00
Morales, Juan	5 5 5 4 4 6 3 5 5 4 5 9 6 4 4 4 6 4			
Nunez, Eddie	5 4 5 5 3 5 4 6 5 3 4 4 5 4 6 3 5 4			
Owens, Dan	5 4 5 4 3 7 4 4 4 3 3 4 5 5 4 3 8 4			
Preece, Scott	5 3 5 6 4 5 4 5 5 4 5 8 8 4 6 3 7 7			
Ray, John	5 4 6 4 3 5 5 4 5 3 4 5 5 4 6 3 4 4			
Reid, Chris	7 3 5 4 3 7 6 4 6 3 4 5 4 4 4 3 5 3		3	\$43.00
Relic, John	4 3 5 5 3 5 5 5 4 4 5 7 4 6 6 4 5 4			
Rudi, Erik	4 3 5 4 3 5 4 5 5 4 4 5 5 4 4 3 4 4			
Shofner, Walt	5 4 6 4 4 5 6 8 6 3 4 5 5 4 6 4 5 7			
Spigarelli, Rick	4 4 4 5 4 5 4 5 5 3 5 5 4 6 5 3 5 4			
Strong, Robert	4 3 5 5 4 5 4 4 4 3 4 6 5 5 6 3 5 7			
Sweeney, Tim	5 3 4 4 3 6 5 7 5 2 7 5 5 4 3 3 5 5		2	\$65.00
Thomas, Bill	4 3 5 5 4 5 5 5 5 5 4 5 4 4 5 4 5 5			
Winkelmann, Chad	5 4 8 4 3 5 4 3 7 3 3 5 4 3 5 4 7 5			

**2nd Trash Flight**

**Skin Only Deuce Only Skin & Deuce Amount**

Alderman, Tod	6	3	6	6	3	5	5	5	6	4	6	5	5	4	4	3	6	5	
Barnes, Steve	4	4	5	5	4	5	4	5	7	4	6	6	6	5	5	4	4	5	\$18.50
Brown, Alex	5	4	5	5	3	5	7	5	5	4	5	5	5	5	5	3	7	5	
Cervantes, John	6	3	6	6	5	5	5	4	5	4	6	5	6	5	5	4	5	6	
Compton, Tony	5	4	4	5	4	7	7	4	4	3	5	8	5	5	7	5	5	5	
Crawford, Chad	5	4	5	4	3	6	4	5	5	4	4	6	5	5	4	2	6	5	\$43.00
Fitzpatrick, Mike	5	3	4	5	2	5	5	5	5	4	6	6	6	4	4	4	8	4	
Guzaldo, Anthony	5	3	5	4	4	5	4	5	6	4	3	5	5	4	4	4	5	5	\$18.50
Holland, Anthony	5	4	7	7	4	6	5	7	6	4	5	8	7	8	5	4	7	5	
Johnson, Doug	3	4	7	4	4	5	7	5	5	4	5	6	6	4	4	4	6	4	\$18.50
Lauron, Darren	6	3	6	5	4	6	6	7	4	6	5	9	6	4	5	4	6	5	
Leonard, Steven	4	3	5	4	4	5	6	4	7	4	5	5	6	8	4	3	5	5	
McCarty, Paul	5	3	6	4	4	7	5	6	4	3	6	6	5	5	4	3	6	6	
Minevitz, Ned	5	4	6	5	4	5	4	6	5	4	5	6	8	5	4	4	5	4	
Nardecchia, David	4	4	5	4	4	5	4	5	5	4	5	5	7	4	5	3	6	4	
Podres, Scott	4	3	6	5	3	4	5	3	7	4	5	6	5	9	6	3	5	4	\$37.00
Quick, Gary	4	2	6	4	3	6	4	5	8	3	4	8	4	4	4	4	7	5	\$61.50
Robello, Michael	4	3	6	6	4	7	5	7	9	4	7	7	6	4	8	4	6	5	
Ryther, Mike	6	4	6	5	3	6	4	5	5	3	6	5	6	7	4	5	5	5	
Schwind, Scott	5	3	6	8	4	5	6	6	7	3	5	6	5	5	5	4	6	5	
Shaff, Tracy	6	4	7	4	4	5	4	5	6	4	7	6	6	7	5	4	7	5	
Shaff, Wade	6	4	5	5	4	6	5	6	6	4	6	8	6	5	7	4	5	4	
Stevens, Gary	5	4	7	7	5	6	5	4	5	8	4	5	6	5	5	4	6	4	
Taufa, Lili	4	3	5	4	4	5	4	5	5	5	6	7	4	4	5	2	7	7	\$43.00
Vayo, John	5	4	5	6	2	5	6	5	7	3	6	6	6	6	5	4	7	6	\$61.50
Wacker, Karl	5	3	6	5	4	6	5	5	4	4	7	6	5	6	4	4	6	4	
Yoo, Kevin	6	4	6	7	3	6	7	7	6	4	5	9	5	4	6	4	6	7	

**SUNDAY**

**1st Trash Flight**

**2nd Trash Flight**

**CLOSE-TO-PIN @ \$50.00**

**#8 Rick Spigarelli**

**#4 Darren Lauron**

**#18 John Ray**

**#12 Tracy Shaff**

**LONG DRIVE @ \$50.00**

**#7 Robert Strong**

**#11 Gary Stevens**




**LOW GROSS @ \$100.00**

**John Ray**




**75**

**SKINS & DEUCES COMPETITION**

**1st Trash Flight**

	 Skin Only	 Deuce Only	 Skin & Deuce	<b>Amount</b>															
Bala, Bill	5	6	6	3	6	5	5	3	5	4	3	5	7	5	5	6	5		
Bevil, Brad	6	4	5	4	5	7	5	4	2	4	4	5	4	4	6	5	5	4	\$86.50
Butler, Kevin	4	4	6	3	3	4	5	3	4	5	6	4	4	5	5	4	5	5	\$21.50
Cole, Paul	5	5	6	6	5	6	6	4	6	6	4	3	6	6	5	5	4	5	
Duncan, Jason	5	4	3	5	6	4	5	3	5	4	3	5	5	5	6	5	4	\$43.00	
Gottemukkala, Chakri	4	5	5	4	5	6	4	3	4	6	5	3	3	5	5	6	5	5	
Gowin, Allen	6	6	8	5	4	5	7	3	5	4	5	4	6	6	4	5	5	6	
Groover, Jordan	5	6	6	4	6	7	5	5	4	7	6	5	5	6	7	5	7	6	
Ju, AJ	4	4	6	3	7	5	6	3	4	5	4	3	4	6	5	4	4	7	
Kendrick, Brad	7	5	6	4	5	7	5	3	5	6	6	4	4	6	6	4	5	4	
Kinney, Jason	8	4	5	5	4	4	7	3	5	5	4	4	5	8	6	4	6	5	
Mischnick, Kevin	4	5	6	3	6	4	5	3	5	5	4	4	3	6	8	5	5	6	
Morales, Juan	5	4	5	3	6	5	5	4	5	5	6	4	5	5	8	4	5	4	
Nunez, Eddie	4	4	5	3	5	5	5	4	4	6	5	6	4	6	4	3	4	5	
Owens, Dan	4	5	5	4	5	4	5	3	5	4	4	3	4	5	6	4	4	6	
Preece, Scott	5	4	6	3	6	6	4	4	4	5	7	3	5	5	6	3	6	5	
Ray, John	4	6	4	3	4	4	5	4	4	4	4	3	4	4	5	3	5	5	
Reid, Chris	5	4	4	3	5	4	7	4	4	5	4	4	5	5	5	3	4	6	
Relic, John	6	5	8	4	5	4	5	5	4	5	7	3	6	5	5	5	4	6	
Rudi, Erik	4	4	6	2	5	5	6	3	4	5	4	4	5	4	5	3	4	4	\$86.50
Shofner, Walt	5	5	6	5	5	5	6	4	5	6	5	4	4	7	8	6	3	5	\$21.50
Spigarelli, Rick	4	5	5	3	6	4	6	3	4	5	5	4	5	5	6	3	5	6	
Strong, Robert	4	6	6	3	6	6	5	4	4	5	6	3	5	5	7	4	6	7	
Sweeney, Tim	4	4	6	3	5	5	5	4	5	6	4	5	4	5	5	4	5	5	
Thomas, Bill	4	4	5	4	5	4	6	4	5	5	5	3	6	4	5	4	5	6	
Winkelmann, Chad	5	4	5	4	5	4	6	3	6	4	5	4	5	5	5	4	5	5	

**2nd Trash Flight**

	 Skin Only	 Deuce Only	 Skin & Deuce	<b>Amount</b>															
Alderman, Tod	7	4	5	3	5	5	6	4	5	6	6	2	5	5	6	4	6	6	\$75.50
Barnes, Steve	4	5	5	3	5	5	5	6	4	5	6	4	4	4	4	3	4	6	
Brown, Alex	6	6	4	3	7	4	5	3	4	6	4	4	5	5	6	4	4	5	\$43.00

Cervantes, John	4	5	7	5	6	5	6	3	4	6	5	4	6	5	7	5	5	6	
Compton, Tony	5	5	5	3	5	4	5	3	5	5	5	4	5	4	6	2	5	5	\$32.50
Crawford, Chad	4	4	5	4	5	4	6	4	4	7	6	5	5	5	5	5	4	6	
Fitzpatrick, Mike	5	7	6	4	5	5	5	3	4	5	5	4	6	7	6	3	6	6	
Guzaldo, Anthony	5	5	5	4	5	7	6	5	4	4	4	5	4	6	5	2	9	5	\$32.50
Holland, Anthony	4	5	11	3	5	5	5	5	5	5	4	3	5	6	9	5	7	6	
Johnson, Doug	5	6	6	4	6	5	6	4	5	7	5	3	5	7	6	5	5	7	
Lauren, Darren	9	4	6	2	6	6	5	6	5	5	8	5	5	6	6	4	7	6	\$75.50
Leonard, Steven	6	5	7	4	10	5	5	3	5	5	5	4	6	5	6	3	5	7	
McCarty, Paul	5	5	6	3	4	4	6	6	6	6	4	3	5	5	4	4	5	6	
Minevitz, Ned	8	5	6	4	8	4	5	5	4	5	4	3	5	6	6	5	5	6	
Nardecchia, David	5	5	5	4	5	4	7	5	5	5	5	4	4	4	6	3	5	6	
Podres, Scott	4	5	7	7	5	4	5	4	5	5	6	5	5	6	5	4	6	7	
Quick, Gary	5	7	7	4	4	6	5	3	4	6	4	3	5	5	5	4	4	6	
Robello, Michael	5	6	10	3	7	5	6	7	4	4	7	4	5	6	6	5	5	9	
Ryther, Mike	4	4	6	4	6	4	5	4	4	4	4	3	5	4	8	6	5	8	
Schwind, Scott	7	6	7	4	6	5	6	5	6	8	6	3	6	9	6	6	5	8	
Shaff, Tracy	4	5	7	3	6	6	6	4	5	6	4	3	4	5	7	4	6	7	
Shaff, Wade	5	5	5	4	7	4	6	4	7	5	4	4	5	6	6	3	6	6	
Stevens, Gary	6	5	7	3	5	6	8	8	4	7	5	4	5	6	5	4	5	6	
Taufa, Lili	5	5	7	3	5	7	5	3	5	5	4	3	5	5	7	3	5	8	
Vayo, John	5	5	6	4	6	6	6	4	6	6	5	3	6	5	7	4	5	5	
Wacker, Karl	4	5	6	4	7	4	5	4	4	4	4	4	5	5	6	5	4	5	
Yoo, Kevin	9	6	6	4	6	8	5	4	4	9	5	7	6	5	8	5	6	7	

## 2020 Fall Classic Team Results

1st Team Flight	Sat BB	Sunday				2 Day Team Total	
		Gross	Hdep	Net	Total Team		
Chris Reid Gary Quick	60	81 87	4 17	77 70	147	207	\$110.00 @ \$55.00
Kevin Butler Dan Owens	64	79 79	5 6	74 72	146	210	\$90.00 @ \$45.00
John Ray Paul McCarty	66	75 87	5 12	70 75	145	211	\$60.00 @ \$30.00
Erik Rudi Steve Barnes	69	77 82	3 12	74 70	144	213	\$50.00 @ \$25.00
Kevin Butler Chad Winkelmann	64	79 84	5 7	74 76	150	214	\$20.00 @ \$10.00
John Ray AJ Ju	70	75 84	5 10	70 74	144	214	\$20.00 @ \$10.00
Juan Morales Bill Thomas	66	88 84	9 11	79 73	151	217	
Eddie Nunez Tim Sweeney	67	82 84	5 8	77 76	153	220	
Eddie Nunez Alex Brown	70	82 85	5 12	77 73	150	220	
Chris Reid Dan Owens	70	81 80	4 6	77 74	151	221	
Jason Duncan Bill Bala	67	82 89	8 9	74 80	154	221	
Erik Rudi Paul Cole	65	77 93	3 10	74 83	157	222	
Bill Bala Anthony Guzaldo	64	89 90	9 12	80 78	158	222	
Juan Morales Anthony Guzaldo	65	88 90	9 12	79 78	157	222	
Rick Spigarelli Walt Shofner	67	84 94	7 11	77 83	160	227	
Brad Kendrick Scott Podres	65	92 95	6 12	83 80	163	228	
Walt Shofner Scott Preece	71	94 87	11 12	83 75	158	229	
Jordan Groover Robert Strong	64	102 92	9 9	93 83	176	240	

## 2017 Fall Classic Team Results

2nd Team Flight	Sat BB	Sunday				2 Day Team Total
		Gross	Hdep	Net	Total Team	

<b>Bill Thomas</b>		<b>84</b>	<b>13</b>	<b>71</b>			<b>\$110.00</b>
<b>Mike Ryther</b>	<b>63</b>	<b>88</b>	<b>14</b>	<b>74</b>	<b>145</b>	<b>208</b>	<b>@ \$55.00</b>
<b>David Nardecchia</b>		<b>87</b>	<b>13</b>	<b>74</b>			<b>\$90.00</b>
<b>Mike Ryther</b>	<b>63</b>	<b>88</b>	<b>14</b>	<b>74</b>	<b>148</b>	<b>211</b>	<b>@ \$45.00</b>
<b>AJ Ju</b>		<b>84</b>	<b>12</b>	<b>72</b>			<b>\$60.00</b>
<b>Steve Barnes</b>	<b>70</b>	<b>82</b>	<b>12</b>	<b>70</b>	<b>142</b>	<b>212</b>	<b>@ \$30.00</b>
<b>Scott Preece</b>		<b>87</b>	<b>14</b>	<b>73</b>			<b>\$45.00</b>
<b>Karl Wacker</b>	<b>68</b>	<b>85</b>	<b>12</b>	<b>73</b>	<b>146</b>	<b>214</b>	<b>@ \$22.50</b>
<b>David Nardecchia</b>		<b>87</b>	<b>13</b>	<b>74</b>			<b>\$45.00</b>
<b>Doug Johnson</b>	<b>62</b>	<b>97</b>	<b>19</b>	<b>78</b>	<b>152</b>	<b>214</b>	<b>@ \$22.50</b>
<b>Tracy Shaff</b>		<b>92</b>	<b>19</b>	<b>73</b>			
<b>Wade Shaff</b>	<b>69</b>	<b>92</b>	<b>19</b>	<b>73</b>	<b>146</b>	<b>215</b>	
<b>Tony Compton</b>		<b>81</b>	<b>13</b>	<b>68</b>			
<b>Gary Stevens</b>	<b>66</b>	<b>99</b>	<b>17</b>	<b>82</b>	<b>150</b>	<b>216</b>	
<b>Tod Alderman</b>		<b>90</b>	<b>14</b>	<b>76</b>			
<b>Wade Shaff</b>	<b>67</b>	<b>92</b>	<b>18</b>	<b>74</b>	<b>150</b>	<b>217</b>	
<b>Tod Alderman</b>		<b>90</b>	<b>14</b>	<b>76</b>			
<b>John Cervantes</b>	<b>67</b>	<b>94</b>	<b>19</b>	<b>75</b>	<b>151</b>	<b>218</b>	
<b>John Cervantes</b>		<b>94</b>	<b>19</b>	<b>75</b>			
<b>Kevin Yoo</b>	<b>63</b>	<b>110</b>	<b>29</b>	<b>81</b>	<b>156</b>	<b>219</b>	
<b>Allen Gowin</b>		<b>94</b>	<b>13</b>	<b>81</b>			
<b>Chad Crawford</b>	<b>66</b>	<b>88</b>	<b>14</b>	<b>74</b>	<b>155</b>	<b>221</b>	
<b>Paul Cole</b>		<b>93</b>	<b>10</b>	<b>83</b>			
<b>Paul McCarty</b>	<b>64</b>	<b>87</b>	<b>12</b>	<b>75</b>	<b>158</b>	<b>222</b>	
<b>Brad Bevil</b>		<b>83</b>	<b>10</b>	<b>73</b>			
<b>Scott Schwind</b>	<b>59</b>	<b>109</b>	<b>19</b>	<b>90</b>	<b>163</b>	<b>222</b>	
<b>John Relic</b>		<b>92</b>	<b>12</b>	<b>80</b>			
<b>Doug Johnson</b>	<b>63</b>	<b>97</b>	<b>18</b>	<b>79</b>	<b>159</b>	<b>222</b>	
<b>Karl Wacker</b>		<b>85</b>	<b>12</b>	<b>73</b>			
<b>Ned Minevitz</b>	<b>71</b>	<b>94</b>	<b>15</b>	<b>79</b>	<b>152</b>	<b>223</b>	
<b>Steven Leonard</b>		<b>96</b>	<b>12</b>	<b>84</b>			
<b>Ned Minevitz</b>	<b>66</b>	<b>94</b>	<b>14</b>	<b>80</b>	<b>164</b>	<b>230</b>	
<b>Steven Leonard</b>		<b>96</b>	<b>12</b>	<b>84</b>			
<b>Michael Robello</b>	<b>67</b>	<b>104</b>	<b>19</b>	<b>85</b>	<b>169</b>	<b>236</b>	

# 2020 FALL CLASSIC TEAM RESULTS

## 1st TEAM FLIGHT

	1	2	3	4	5	6	7	8	9	10	11	12	13	14	15	16	17	18	Gross	Hcp	Net
Par	4	3	5	4	3	4	4	4	5	3	4	5	4	4	4	3	5	4	72		
Gold/Green Hcp	9	15	3	11	17	1	7	13	5	16	12	4	10	2	14	18	8	6			
Red Hcp	11	17	3	9	15	1	7	13	5	16	10	4	14	2	12	18	8	6			
Chris Reid	7	3	5	4	3	7	6	4	6	3	4	5	4	4	4	3	5	3	80	4	76
Gary Quick	4	2	6	4	3	6	4	5	8	3	4	8	4	4	4	4	7	5	85	17	68
<i>Hole by Hole Low Net</i>	3	1	4	3	2	5	3	4	6	2	3	4	3	3	3	3	5	3			<b>60</b>
																		Chris Reid	81	4	77
																		Gary Quick	87	17	70
																		<b>Team 2 Day Total</b>	<b>207</b>		

Kevin Butler	6	5	4	4	3	6	4	3	5	3	4	5	5	3	4	3	4	5	76	5	71
Dan Owens	5	4	5	4	3	7	4	4	4	3	3	4	5	5	4	3	8	4	79	6	73
<i>Hole by Hole Low Net</i>	5	4	3	4	3	5	4	3	3	3	3	3	5	2	4	3	4	3			64
																		Kevin Butler	79	5	74
																		Dan Owens	79	6	72
																		<b>Team 2 Day Total</b>	<b>210</b>		

John Ray	5	4	6	4	3	5	5	4	5	3	4	5	5	4	6	3	4	4	79	5	74
Paul McCarty	5	3	6	4	4	7	5	6	4	3	6	6	5	5	4	3	6	6	88	12	76
<i>Hole by Hole Low Net</i>	4	3	5	3	3	4	4	4	3	3	4	4	4	3	4	3	4	4			<b>66</b>
																		John Ray	75	5	70
																		Paul McCarty	87	12	75
																		<b>Team 2 Day Total</b>	<b>211</b>		

Erik Rudi	4	3	5	4	3	5	4	5	5	4	4	5	5	4	4	3	4	4	75	3	72
Steve Barnes	4	4	5	5	4	5	4	5	7	4	6	6	6	5	5	4	4	5	88	12	74
<i>Hole by Hole Low Net</i>	3	3	4	4	3	4	3	5	5	4	4	5	5	3	4	3	3	4			<b>69</b>
																		Erik Rudi	77	3	74
																		Steve Barnes	82	12	70
																		<b>Team 2 Day Total</b>	<b>213</b>		

Kevin Butler	6	5	4	4	3	6	4	3	5	3	4	5	5	3	4	3	4	5	76	5	71
Chad Winkelmann	5	4	8	4	3	5	4	3	7	3	3	5	4	3	5	4	7	5	82	7	75
<i>Hole by Hole Low Net</i>	5	4	3	4	3	4	3	3	4	3	3	4	4	2	4	3	4	4			<b>64</b>
																		Kevin Butler	79	5	74
																		Chad Winkelmann	84	7	76
																		<b>Team 2 Day Total</b>	<b>214</b>		

John Ray	5	4	6	4	3	5	5	4	5	3	4	5	5	4	6	3	4	4	79	5	74
AJ Ju	5	4	6	5	4	5	5	6	5	4	4	7	5	4	5	4	5	5	88	10	78
<i>Hole by Hole Low Net</i>	4	4	5	4	3	4	4	4	4	3	4	4	4	3	5	3	4	4			<b>70</b>
																		John Ray	75	5	70
																		AJ Ju	84	10	74
																		<b>Team 2 Day Total</b>	<b>214</b>		

Juan Morales	5	5	5	4	4	6	3	5	5	4	5	9	6	4	4	4	6	4	88	9	79
Bill Thomas	4	3	5	5	4	5	5	5	5	5	4	5	4	4	5	4	5	5	82	11	71

<i>Hole by Hole Low Net</i>	3	3	4	4	4	4	2	5	4	4	4	4	3	3	4	4	4	3	<b>66</b>		
<b>SUNDAY RESULTS</b>																		Juan Morales	88	9	79
																		Bill Thomas	84	11	73
																		<b>Team 2 Day Total</b>	<b>218</b>		

Eddie Nunez	5	4	5	5	3	5	4	6	5	3	4	4	5	4	6	3	5	4	80	5	75
Tim Sweeney	5	3	4	4	3	6	5	7	5	2	7	5	5	4	3	3	5	5	81	8	73
<i>Hole by Hole Low Net</i>	5	3	3	4	3	4	4	6	4	2	4	3	5	3	3	3	4	4	<b>67</b>		
<b>SUNDAY RESULTS</b>																		Eddie Nunez	82	5	77
																		Tim Sweeney	84	8	76
																		<b>Team 2 Day Total</b>	<b>220</b>		

Eddie Nunez	5	4	5	5	3	5	4	6	5	3	4	4	5	4	6	3	5	4	80	5	75
Alex Brown	5	4	5	5	3	5	7	5	5	4	5	5	5	5	5	3	7	5	88	12	76
<i>Hole by Hole Low Net</i>	4	4	4	4	3	4	4	5	4	3	4	3	4	3	5	3	5	4	<b>70</b>		
<b>SUNDAY RESULTS</b>																		Eddie Nunez	82	5	77
																		Alex Brown	85	12	73
																		<b>Team 2 Day Total</b>	<b>220</b>		

Chris Reid	7	3	5	4	3	7	6	4	6	3	4	5	4	4	4	3	5	3	80	4	76
Dan Owens	5	4	5	4	3	7	4	4	4	3	3	4	5	5	4	3	8	4	79	6	73
<i>Hole by Hole Low Net</i>	5	3	4	4	3	6	4	4	3	3	3	3	4	3	4	3	8	3	<b>70</b>		
<b>SUNDAY RESULTS</b>																		Chris Reid	81	4	77
																		Dan Owens	80	6	74
																		<b>Team 2 Day Total</b>	<b>221</b>		

Jason Duncan	5	4	4	6	4	8	4	5	5	5	4	7	4	4	5	3	5	6	88	8	80
Bill Bala	4	3	4	4	4	4	5	5	7	4	5	5	6	5	5	3	5	5	83	9	74
<i>Hole by Hole Low Net</i>	3	3	3	4	4	3	3	5	4	4	4	4	4	3	5	3	4	4	<b>67</b>		
<b>SUNDAY RESULTS</b>																		Jason Duncan	82	8	74
																		Bill Bala	89	9	80
																		<b>Team 2 Day Total</b>	<b>221</b>		

Erik Rudi	4	3	5	4	3	5	4	5	5	4	4	5	5	4	4	3	4	4	75	3	72
Paul Cole	4	3	5	6	4	5	4	6	5	4	4	4	3	4	4	4	5	6	80	10	69
<i>Hole by Hole Low Net</i>	3	3	4	4	3	4	3	5	4	4	4	3	3	3	4	3	4	4	<b>65</b>		
<b>SUNDAY RESULTS</b>																		Erik Rudi	77	3	74
																		Paul Cole	93	10	83
																		<b>Team 2 Day Total</b>	<b>222</b>		

Bill Bala	4	3	4	4	4	4	5	5	7	4	5	5	6	5	5	3	5	5	83	9	74
Anthony Guzaldo	5	3	5	4	4	5	4	5	6	4	3	5	5	4	4	4	5	5	80	12	68
<i>Hole by Hole Low Net</i>	3	3	3	3	4	3	3	5	5	4	2	4	4	3	4	3	4	4	<b>64</b>		
<b>SUNDAY RESULTS</b>																		Bill Bala	89	9	80
																		Anthony Guzaldo	90	12	78
																		<b>Team 2 Day Total</b>	<b>222</b>		

Juan Morales	5	5	5	4	4	6	3	5	5	4	5	9	6	4	4	4	6	4	88	9	79
Anthony Guzaldo	5	3	5	4	4	5	4	5	6	4	3	5	5	4	4	4	5	5	80	12	68
<i>Hole by Hole Low Net</i>	4	3	4	3	4	4	2	5	4	4	2	4	4	3	4	4	4	3	<b>65</b>		



<b>SUNDAY RESULTS</b>																		Juan Morales		88	9	79
																		Anthony Guzaldo		90	12	78
																		<b>Team 2 Day Total</b>		<b>222</b>		

Rick Spigarelli	4	4	4	5	4	5	4	5	5	3	5	5	4	6	5	3	5	4	80	7	73
Walt Shofner	5	4	6	4	4	5	6	8	6	3	4	5	5	4	6	4	5	7	91	11	80
<i>Hole by Hole Low Net</i>	4	4	3	3	4	4	3	5	4	3	4	4	4	3	5	3	4	3	<b>67</b>		

<b>SUNDAY RESULTS</b>																		Rick Spigarelli		84	7	77
																		Walt Shofner		94	11	83
																		<b>Team 2 Day Total</b>		<b>227</b>		

Brad Kendrick	5	3	5	4	4	4	4	4	5	3	5	7	4	4	5	3	5	5	79	5	73
Scott Podres	4	3	6	5	3	4	5	3	7	4	5	6	5	9	6	3	5	4	87	12	75
<i>Hole by Hole Low Net</i>	3	3	4	4	3	3	4	3	4	3	4	5	4	3	5	3	4	3	<b>65</b>		

<b>SUNDAY RESULTS</b>																		Brad Kendrick		92	6	83
																		Scott Podres		95	12	80
																		<b>Team 2 Day Total</b>		<b>228</b>		

Walt Shofner	5	4	6	4	4	5	6	8	6	3	4	5	5	4	6	4	5	7	91	11	79
Scott Preece	5	3	5	6	4	5	4	5	5	4	5	8	8	4	6	3	7	7	94	12	82
<i>Hole by Hole Low Net</i>	4	3	4	3	4	4	3	5	4	3	4	4	4	3	6	3	4	6	<b>71</b>		

<b>SUNDAY RESULTS</b>																		Walt Shofner		94	11	83
																		Scott Preece		87	12	75
																		<b>Team 2 Day Total</b>		<b>229</b>		

Jordan Groover	4	4	6	5	4	5	5	6	5	4	4	5	4	4	3	6	7	4	85	9	76
Robert Strong	4	3	5	5	4	5	4	4	4	3	4	6	5	5	6	3	5	7	82	9	73
<i>Hole by Hole Low Net</i>	3	3	4	5	4	4	3	4	3	3	4	4	4	3	3	3	4	3	<b>64</b>		

<b>SUNDAY RESULTS</b>																		Jordan Groover		102	9	93
																		Robert Strong		92	9	83
																		<b>Team 2 Day Total</b>		<b>240</b>		

2nd TEAM FLIGHT

	1	2	3	4	5	6	7	8	9	10	11	12	13	14	15	16	17	18	Gross	Hcp	Net
Par	4	3	5	4	3	4	4	4	5	3	4	5	4	4	4	3	5	4	72		
Gold Hcp	9	15	3	11	17	1	7	13	5	16	12	4	10	2	14	18	8	6			
Green Hcp	9	15	3	11	17	1	7	13	5	16	12	4	10	2	14	18	8	6			
Red Hcp	11	17	3	9	15	1	7	13	5	16	10	4	14	2	12	18	8	6			

Bill Thomas	4	3	5	5	4	5	5	5	5	5	4	5	4	4	5	4	5	5	82	13	69
Mike Ryther	6	4	6	5	3	6	4	5	5	3	6	5	6	7	4	5	5	5	90	14	76
<i>Hole by Hole Low Net</i>	3	3	4	4	3	4	3	4	4	3	3	4	3	3	3	4	4	4			<b>63</b>

SUNDAY RESULTS

Bill Thomas	84	13	71
Mike Ryther	88	14	74
<b>Team 2 Day Total</b>	<b>208</b>		

David Nardecchia	4	4	5	4	4	5	4	5	5	4	5	5	7	4	5	3	6	4	83	13	70
Mike Ryther	6	4	6	5	3	6	4	5	5	3	6	5	6	7	4	5	5	5	90	14	76
<i>Hole by Hole Low Net</i>	3	3	4	3	3	4	3	4	4	3	4	4	5	3	3	3	4	3			<b>63</b>

SUNDAY RESULTS

David Nardecchia	87	13	74
Mike Ryther	88	14	74
<b>Team 2 Day Total</b>	<b>211</b>		

AJ Ju	5	4	6	5	4	5	5	6	5	4	4	7	5	4	5	4	5	5	88	12	76
Steve Barnes	4	4	5	5	4	5	4	5	7	4	6	6	6	5	5	4	4	5	88	12	74
<i>Hole by Hole Low Net</i>	3	4	4	4	4	4	3	5	4	4	3	5	4	3	5	4	3	4			<b>70</b>

SUNDAY RESULTS

AJ Ju	84	12	72
Steve Barnes	82	12	70
<b>Team 2 Day Total</b>	<b>212</b>		

Scott Preece	5	3	5	6	4	5	4	5	5	4	5	8	8	4	6	3	7	7	94	14	80
Karl Wacker	5	3	6	5	4	6	5	5	4	4	7	6	5	6	4	4	6	4	89	12	77
<i>Hole by Hole Low Net</i>	4	3	4	4	4	4	3	5	3	4	4	5	4	3	3	3	5	3			<b>68</b>

SUNDAY RESULTS

Scott Preece	87	14	73
Karl Wacker	85	12	73
<b>Team 2 Day Total</b>	<b>214</b>		

David Nardecchia	4	4	5	4	4	5	4	5	5	4	5	5	7	4	5	3	6	4	83	13	70
Doug Johnson	3	4	7	4	4	5	7	5	5	4	5	6	6	4	4	4	6	4	87	19	68
<i>Hole by Hole Low Net</i>	2	3	4	3	3	3	3	4	4	3	4	4	5	3	3	3	5	3			<b>62</b>

SUNDAY RESULTS

David Nardecchia	87	13	74
Doug Johnson	97	19	78
<b>Team 2 Day Total</b>	<b>214</b>		

Tracy Shaff	6	4	7	4	4	5	4	5	6	4	7	6	6	7	5	4	7	5	96	19	76
Wade Shaff	6	4	5	5	4	6	5	6	6	4	6	8	6	5	7	4	5	4	96	19	76
<i>Hole by Hole Low Net</i>	5	3	4	3	3	3	3	4	5	3	5	5	5	4	4	3	4	3			<b>69</b>

SUNDAY RESULTS

Tracy Shaff	92	19	73
Wade Shaff	92	19	73
<b>Team 2 Day Total</b>	<b>215</b>		

Tony Compton	5	4	4	5	4	7	7	4	4	3	5	8	5	5	7	5	5	5	92	13	79
Gary Stevens	5	4	7	7	5	6	5	4	5	8	4	5	6	5	5	4	6	4	95	17	78
<i>Hole by Hole Low Net</i>	4	3	3	4	4	5	4	3	3	3	3	4	4	4	5	3	4	3	<b>66</b>		
<b>SUNDAY RESULTS</b>																		Tony Compton	81	13	68
																		Gary Stevens	99	17	82
																		<b>Team 2 Day Total</b>	<b>216</b>		

Tod Alderman	6	3	6	6	3	5	5	5	6	4	6	5	5	4	4	3	6	5	87	14	71
Wade Shaff	6	4	5	5	4	6	5	6	6	4	6	8	6	5	7	4	5	4	96	18	76
<i>Hole by Hole Low Net</i>	5	3	4	4	3	4	4	4	5	3	5	4	4	3	3	2	4	3	<b>67</b>		
<b>SUNDAY RESULTS</b>																		Tod Alderman	90	14	76
																		Wade Shaff	92	18	74
																		<b>Team 2 Day Total</b>	<b>217</b>		

Tod Alderman	6	3	6	6	3	5	5	5	6	4	6	5	5	4	4	3	6	5	87	14	71
John Cervantes	6	3	6	6	5	5	5	4	5	4	6	5	6	5	5	4	5	6	91	19	70
<i>Hole by Hole Low Net</i>	5	2	5	5	3	3	4	3	4	3	5	4	4	3	3	3	4	4	<b>67</b>		
<b>SUNDAY RESULTS</b>																		Tod Alderman	90	14	76
																		John Cervantes	94	19	75
																		<b>Team 2 Day Total</b>	<b>218</b>		

John Cervantes	6	3	6	6	5	5	5	4	5	4	6	5	6	5	5	4	5	6	91	19	70
Kevin Yoo	6	4	6	7	3	6	7	7	6	4	5	9	5	4	6	4	6	7	102	29	70
<i>Hole by Hole Low Net</i>	4	2	4	5	2	3	4	3	4	3	4	4	3	2	4	3	4	5	<b>63</b>		
<b>SUNDAY RESULTS</b>																		John Cervantes	94	19	75
																		Kevin Yoo	110	29	81
																		<b>Team 2 Day Total</b>	<b>219</b>		

Allen Gowin	5	4	5	5	4	5	7	5	7	6	6	7	9	6	7	4	5	5	102	13	89
Chad Crawford	5	4	5	4	3	6	4	5	5	4	4	6	5	5	4	2	6	5	82	14	68
<i>Hole by Hole Low Net</i>	4	4	4	3	3	4	3	4	4	4	3	5	4	4	3	2	4	4	<b>66</b>		
<b>SUNDAY RESULTS</b>																		Allen Gowin	94	13	81
																		Chad Crawford	88	14	74
																		<b>Team 2 Day Total</b>	<b>221</b>		

Paul Cole	4	3	5	6	4	5	4	6	5	4	4	4	3	4	4	4	5	6	80	10	68
Paul McCarty	5	3	6	4	4	7	5	6	4	3	6	6	5	5	4	3	6	6	88	12	74
<i>Hole by Hole Low Net</i>	3	3	4	3	4	4	3	6	3	3	4	3	2	3	4	3	4	5	<b>64</b>		
<b>SUNDAY RESULTS</b>																		Paul Cole	93	10	83
																		Paul McCarty	87	12	75
																		<b>Team 2 Day Total</b>	<b>222</b>		

Brad Bevil	4	4	4	4	4	5	5	5	4	3	4	5	4	3	5	4	4	6	77	10	67
Scott Schwind	5	3	6	8	4	5	6	6	7	3	5	6	5	5	5	4	6	5	94	19	75
<i>Hole by Hole Low Net</i>	3	2	3	4	3	3	4	5	3	2	4	4	3	2	4	3	3	4	<b>59</b>		
<b>SUNDAY RESULTS</b>																		Brad Bevil	83	10	73
																		Scott Schwind	109	19	90
																		<b>Team 2 Day Total</b>	<b>222</b>		

John Relic	4	3	5	5	3	5	5	5	4	4	5	7	4	6	6	4	5	4	84	12	72
------------	---	---	---	---	---	---	---	---	---	---	---	---	---	---	---	---	---	---	----	----	----

Doug Johnson	3	4	7	4	4	5	7	5	5	4	5	6	6	4	4	4	6	4	87	18	69
<i>Hole by Hole Low Net</i>	2	3	4	3	3	5	4	4	3	3	4	5	3	4	3	3	4	3	<b>63</b>		
John Relic																		92	12	80	
Doug Johnson																		97	18	79	
<b>Team 2 Day Total</b>																		<b>222</b>			

**SUNDAY RESULTS**

Karl Wacker	5	3	6	5	4	6	5	5	4	4	7	6	5	6	4	4	6	4	89	12	77
Ned Minevitz	5	4	6	5	4	5	4	6	5	4	5	6	8	5	4	4	5	4	89	14	75
<i>Hole by Hole Low Net</i>	4	3	5	4	4	4	3	5	3	4	4	5	5	4	3	4	4	3	<b>71</b>		
Karl Wacker																		85	12	73	
Ned Minevitz																		94	15	79	
<b>Team 2 Day Total</b>																		<b>223</b>			

**SUNDAY RESULTS**

Steven Leonard	4	3	5	4	4	5	6	4	7	4	5	5	6	8	4	3	5	5	87	12	75
Ned Minevitz	5	4	6	5	4	5	4	6	5	4	5	6	8	5	4	4	5	4	89	14	75
<i>Hole by Hole Low Net</i>	3	3	4	3	4	4	3	4	4	4	4	4	5	4	3	3	4	3	<b>66</b>		
Steven Leonard																		96	12	84	
Ned Minevitz																		94	14	80	
<b>Team 2 Day Total</b>																		<b>230</b>			

**SUNDAY RESULTS**

Steven Leonard	4	3	5	4	4	5	6	4	7	4	5	5	6	8	4	3	5	5	87	12	75
Michael Robello	4	3	6	6	4	7	5	7	9	4	7	7	6	4	8	4	6	5	102	19	83
<i>Hole by Hole Low Net</i>	3	2	4	3	3	4	4	4	6	3	4	4	5	4	4	3	4	3	<b>67</b>		
Steven Leonard																		96	12	84	
Michael Robello																		104	19	85	
<b>Team 2 Day Total</b>																		<b>236</b>			

**SUNDAY RESULTS**



# CTGA CUP FINALS



## Legacy Hills Round 2 & Final Results

<i>Championship Flight</i>	Round 2 Starting Points	Gross Score	Hdcp	Net Score	Round Finish	Round Points Earned	Total Points After Round 2	Final Results & Payout
Barnes, Steve	700	82	12	70	1	2500	3,200	\$150.00
Crawford, Chad	2,500	88	13	75	T6	458	2,958	\$125.00
Cole, Paul	2,250	93	11	82	14	320	2,570	\$120.00
Relic, John	2,000	92	12	80	13	325	2,325	\$115.00
Cervantes, John	1,800	94	19	75	T6	458	2,258	\$110.00
Brown, Alex	550	85	13	72	2	1500	2,050	\$105.00
Winkelmann, Chad	1,400	84	8	76	9	400	1,800	\$100.00
Brody, Mark	1,600						1,600	\$95.00
Ju, AJ	800	84	10	74	T3	766	1,566	\$90.00
Johnson, Doug	1,200	97	18	79	12	330	1,530	\$85.00
Reid, Chris	1,000	81	4	77	T10	362	1,362	\$80.00
Preece, Scott	500	87	13	74	T3	766	1,266	\$75.00
Wacker, Karl	475	85	11	74	T3	766	1,241	\$70.00
Nardecchia, David	600	87	12	75	T6	458	1,058	\$60.00
Nunez, Eddie	450	82	5	77	T10	362	812	\$50.00



# CTGA CUP FINALS



# Legacy Hills

## Round 2 & Final Results



<i>Consolation Flight</i>	Round 2 Starting Points	Gross Score	Hdep	Net Score	Round Finish	Round Points Earned	Total Points After Round 2	2020 CTGA Cup Final Results
McCarty, Paul	1,400	87	14	73	1	2,500	3,900	\$75.00
Paul McCarty (34) wins Round 2 Back 9 Net Scorecard Playoff over Dan Owens (37)								
Owens, Dan	2,000	80	7	73	2	1,500	3,500	\$65.00
Bala, Bill	2,500	89	10	79	T8	412	2,912	\$60.00
Spigarelli, Rick	2,250	84	8	76	T5	525	2,775	\$50.00
Rudi, Erik	1,800	77	3	74	T3	875	2,675	\$40.00
Leonard, Steven	1,600	96	11	85	12	330	1,930	\$60.00
Shaff, Tracy	600	92	18	74	T3	875	1,475	\$26.00
Fitzpatrick, Mike	1,000	92	13	79	T8	412	1,412	\$24.00
Morales, Juan	800	88	10	78	7	450	1,250	\$22.00
Stubblefield, Matt	1,200					0	1,200	\$20.00
Kendrick, Brad	700	92	6	86	13	325	1,025	\$18.00
Vayo, John	450	94	18	76	T5	525	975	\$16.00
Shofner, Walt	550	94	12	82	10	375	925	\$14.00
Podres, Scott	475	95	12	83	11	350	825	\$12.00
Valdez, Al	500					0	500	\$10.00



# 2020 CTGA Challenge

## FINAL POINTS AND PAYOUT

### Gross Score Relative/Par

	GROSS SCORE Relative To Par	NET SCORE Relative To Par	Finish	Payout
Winkelmann, Chad	-5	-23	1	\$150.00
Rudi, Erik	-4	-22	2	\$130.00
Nunez, Eddie	-3	-21	3	\$110.00
Bala, Bill	-2	-19	4	\$100.00
Owens, Dan	-1	-18	T5	\$85.00
Reid, Chris	-1	-16	T5	\$85.00
Kendrick, Brad	0	-16	T7	\$60.00
Owens, Dan	0	-17	T7	\$60.00
Preece, Scott	0	-14	T7	\$60.00
Ray, John	1	-16	10	\$40.00
Barnes, Steve	2	-15	T11	\$25.00
Ju, AJ	2	-15	T11	\$25.00

### Net Score Relative/Par

	NET SCORE Relative To Par	NET SCORE Relative To Par	Finish	Payout
1 Shaff, Tracy	-24	9	1	\$150.00
2 Spigarelli, Rick	-22	-2	2	\$130.00
3 Cervantes, John	-21	11	3	\$110.00
4 Guzaldo, Anthony	-19	-1	T4	\$90.00
5 Nardecchia, David	-19	-1	T4	\$90.00
6 Relic, John	-19	1	T4	\$90.00
7 Mischnick, Kevin	-18	0	7	\$70.00
8 Bevil, Brad	-17	1	T8	\$40.00
9 Duncan, Jason	-17	1	T8	\$40.00
10 Morales, Juan	-17	2	T8	\$40.00
11 Holland, Anthony	-15	18	T11	\$25.00
12 Thomas, Bill	-15	3	T11	\$25.00

### "THE ALMOST" GROSS POINTS

Leonard, Steven	3	-14
Fitzpatrick, Mike	5	-13
Nunez, Sean	5	-11
Cole, Paul	6	-12
Minevitz, Ned	6	-12
Valdez, Al	8	-9
Brown, Alex	9	-9
Podres, Scott	9	-9
Ahmed, Jubayer	9	-7
McCarty, Paul	10	-7
Shofner, Walt	10	-6
Sinclair, Adam	16	-2
Reid, Jeremy	18	-1
DeGrazia, Greg	20	2

### "THE ALMOST" NET POINTS

Givens, Carl	-14	18
Stevens, Gary	-13	10
Brody, Mark	-13	23
Stevens, Gary	-13	10
Savage, Russell	-11	7
Crawford, Chad	-10	10
Shaff, Wade	-10	12
Johnson, Doug	-8	11
Keith, Lori	-7	15
Ryther, Mike	-7	11
Alderman, Tod	-6	12
Wacker, Karl	-6	11
Yoo, Keith	7	41



# 2020 CTGA Challenge

## FINAL POINTS AND PAYOUT

### Gross Score Relative/Par

GROSS SCORE Relative To Par	NET SCORE Relative To Par	Finish	Payout
-----------------------------------	---------------------------------	--------	--------

### Net Score Relative/Par

NET SCORE Relative To Par	NET SCORE Relative To Par	Finish	Payout
---------------------------------	---------------------------------	--------	--------

MEMBERS WHO PLAYED LESS THAN 18 AGGREGATE HOLES IN 2020.....and

MEMBERS WHO OPTED OUT OF CTGA CHALLENGE COMPETITION OR NEW MEMBERS WHO JOINED WITH LESS THAN 9 TOURNAMENTS REMAINING

# Addison, Sam	1	-3
# Ali, Fahriaz	4	1
# Ball, Mike	4	-3
# Berg, Zachary	15	2
# Bielss, Justin	11	-4
# Blalock, Ken	13	5
# Bolton, John	3	1
# Brown, Chris	5	-3
# Butler, Kevin	4	-6
# Clark, Sam	5	1
# Coil, Richard	2	2
# Compton, Tony	3	-1
# Denara, Anthony	2	2
# Dunn, AJ	2	0
# Ekstrom, James	22	10
# Follett, Bill	10	1
# Foster, Will	4	0
# Fountain, Chase	3	1
# Gimenez, Joe	3	-3
# Gottemukala, Chakri	4	-2
# Gowin, Allen	5	3
# Groover, Jordan	4	0
# Hall, Rick	4	2
# Herrod, Patrick	1	1
# Hesch, Steven	4	-4
# Jarrett, Robert	3	-3
# Johnson, Josh	13	4
# Kennedy, Jay	2	0
# Kinney, Jason	17	7
# Kunkel, Kyle	6	0
# Lauren, Darren	22	6
# Leonard, Aaron	4	0
# Leonard, Matt	3	1
# Lippard, Eli	7	0
# Manazir, Sameer	18	8
# Martinez, Rudy	5	1
# McLaughlin, BK	2	0
# Melnyk, Brian	1	-3
# Miller, Maury	12	2

Moore, Carson	2	0
Neal, Nathan	9	2
Olivarez, John	9	3
Olmstead, Alan	3	1
Ortiz, Carlos	5	1
Owings, Tom	5	-3
Pearson, Pete	4	-2
Piening, Lori	3	-3
Pushkin, Jud	7	3
Quick, Gary	6	-5
Riley, Steve	15	7
Robello, Michael	18	6
Rocha, Alex	5	-1
Route, Brian	9	-1
Sapuppo, Chris	10	0
Saxon, Dwayne	10	0
Saxon, Stephen	5	-1
Schwind, Scott	12	1
Scott, Jonathan	5	-3
Seafous, Aaron	6	2
Seaton, Matt	6	4
Siegmund, Joel	1	-1
Sims, Eddie	13	3
Sims, Travis	10	4
Slack, Spencer	13	5
Speir, Patrick	9	1
Strong, Robert	2	-2
Stubblefield, Matt	11	-5
Surina, Matt	6	-2
Sweeney, Tim	1	-1
Taufa, Lili	1	-1
Toombs, Chris	9	1
Trejo, Kane	1	-2
Vayo, John	14	-10
Vedamanikam, John	13	5
Vidotto, Mark	5	1
Wendlandt, Scott	3	2
Wendorf, Jeff	11	5
Whitley, Michael	4	3